


# Animal recipes



Written by Ruth Merttens,  
Illustrated by Jackie Abey



"I love jam tarts," growled Grizzly Bear.

### Jam Tarts

You will need:

- Pastry
- Jam – you say the kind of jam but bears do really like strawberry!
- Small amount of flour





**What to do:**

1. Roll out the pastry.
2. Cut out the tarts.
3. Place them in the tin.
4. Put a spoonful of jam in each tart.




“My best thing to eat is cheesy toast,” muttered Mouse.

## Cheesy toast

You will need:

- Bread
- Cheese – you say the kind of cheese but mouse loves cheddar!
- Tomatoes




## What to do:

1. Take a thick slice of bread and butter it.
2. Grate the cheese.
3. Put a thick layer of grated cheese on the bread.
4. Put three slices of tomato on top.
5. Grill for 3 or 4 minutes.





“Well, there is nothing better than crispy-cakes,” barked Badger.



**Crispy-cakes**

You will need:

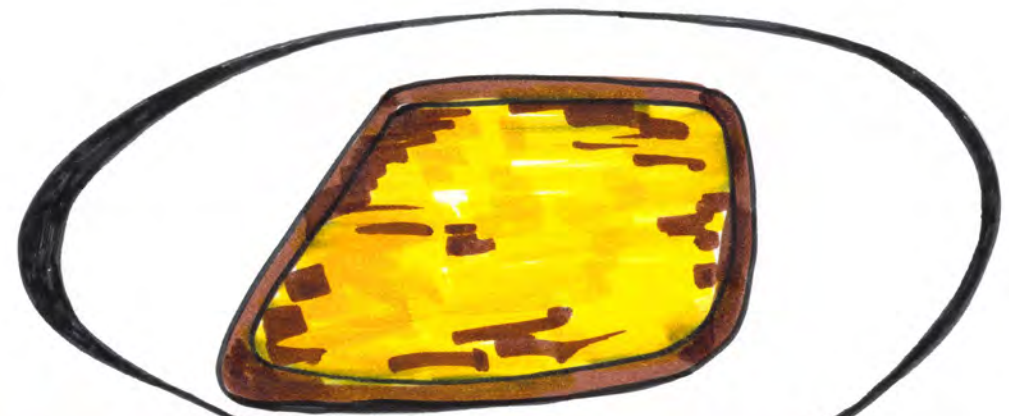
- Rice-crispies
- 100g butter
- 3 big spoons of hot chocolate
- 2 big spoons of golden syrup






**What to do:**

1. Melt the butter over a low heat.
2. Add the chocolate and the golden syrup.
3. Stir well – so there are no lumps. Badger says this is quite hard work!
4. Add 12 big spoons of crispies or more and stir till they are all chocolaty.
5. Put dollops into each paper case.




“I do like eggly bread,” hummed Hare.



### Eggy bread

You will need:

- Slices of bread
- Eggs
- Marmite



### What to do:

1. Take three eggs.
2. Whisk them well.  
Hare likes this job!
3. Soak the bread in the egg.
4. Ask a grown-up to fry the bread on both sides.
5. Spread with Marmite.



“Banana yoghurt is really good,” chattered Monkey.



**Banana yoghurt**


You will need:

- Bananas
- Greek yoghurt
- Honey



**What to do:**

1. Chop and mash the banana.
2. Stir it into the yoghurt.
3. Drizzle honey over it.



"My best food is coleslaw," whispered Giraffe.

## Coleslaw

You will need:

- Carrot
- Beetroot or apple or cabbage
- Mayonnaise




### What to do:

1. Grate the carrots and other vegetables or fruit.
2. Mix them up.
3. Spoon in mayonnaise.
4. Stir.



“Smoothies are a nice drink,” chuckled Zebra.




### Smoothie

You will need:

- Milk
- Strawberries, blueberries, apple, banana, raspberries, etc.

**What to do:**

1. Chop up or mash the fruit.
2. Add it to the milk.
3. Ask a grown-up to blend it.
4. Pour into glasses.
5. Add straw.




“I like making jelly,” croaked Frog.

## Jelly

You will need:

- Mixed fruit (apples, bananas, satsumas, strawberries)
- Packet of jelly
- Boiling water



## What to do:

1. Chop up the fruit.
2. Break up the jelly.
3. Ask a grown-up to add boiling water.
4. Stir jelly until the lumps have gone.
5. Pour the jelly over the fruit.
6. Leave to set.

PGCs	PGCs
/c/ as <u>c</u> , /t/ as <u>t</u> , /a/ as <u>a</u>	/cw/ as <u>qu</u> /, /cs/ as <u>x</u> , /y/ as <u>y</u>
/d/ as <u>d</u> , /g/ as <u>g</u> , /o/ as <u>o</u>	/oa/ as <u>ow</u> , <u>o</u> , <u>oa</u> , <u>oe</u> , <u>o-e</u>
/m/ as <u>m</u> , /n/ as <u>n</u>	/ooh/ as <u>oo</u> , <u>ew</u> , <u>o</u>
/i/ as <u>i</u> , /s/ as <u>s</u> and <u>ss</u>	/z/ as <u>z</u> , <u>zz</u> and <u>s</u> , /g/ as <u>gu</u> and <u>gh</u>
/u/ as <u>u</u> , /r/ as <u>r</u>	/er/ as <u>er</u> , <u>ur</u> , <u>ir</u> , <u>ear</u> , <u>or</u>
/h/ as <u>h</u> , /l/ as <u>l</u> and <u>ll</u>	/s/ as <u>c</u> , <u>se</u> and <u>ce</u>
/e/ as <u>e</u> , /b/ as <u>b</u>	/j/ as <u>g</u> , <u>ge</u> and <u>dge</u>
/f/ as <u>f</u> and <u>ff</u> , /sh/ as <u>sh</u>	/l/ as <u>le</u> + <u>tt</u> , <u>gg</u> , <u>bb</u>
/p/ as <u>p</u> , /c/ as <u>k</u> and <u>ck</u>	/ue/ as <u>ew</u> , <u>u-e</u> and <u>u</u>
/ee/ as <u>y</u> , /p/ as <u>pp</u> (+ <u>mm</u> , <u>dd</u> , <u>rr</u> , <u>nn</u> )	/ch/ as <u>tch</u> , /oy/ as <u>oi</u> , <u>oy</u>
/ee/ as <u>ee</u> , <u>ea</u> , <u>e</u>	/ooh/ as <u>ue</u> , <u>u-e</u> , <u>ui</u> /c/ as <u>ch</u> , (/ooh/ as <u>ou</u> )
/w/ as <u>w</u> and <u>wh*</u> , /ch/ as <u>ch</u>	/air/ as <u>ear</u> , <u>air</u> , <u>are</u> , ( <u>ere</u> , <u>eir</u> )
/th/ as <u>th</u> , /ng/ as <u>ng</u>	/u/ as <u>o</u> , <u>ou</u> , ( <u>o-e</u> ) /f/ as <u>ph</u> and <u>gh</u>
/tthh/ as <u>th</u> , /v/ as <u>v</u> , <u>ve</u>	/e/ as <u>ea</u> , ( <u>a</u> ), /o/ as <u>a</u>
/oo/ as <u>oo</u> , <u>u</u> and <u>oul</u>	/ay/ as <u>a</u> , <u>eigh</u> , <u>ea</u> , <u>ey</u>
/j/ as <u>j</u> , /ar/ as <u>ar</u> and <u>a*</u>	/ee/ as <u>ie</u> , <u>ey</u> ; /or/ as <u>ar</u>
/ou/ as <u>ou</u> , <u>ow</u> and <u>ough</u>	/or/ as <u>oor</u> , <u>oar</u> and <u>au</u>
/or/ as <u>or</u> , <u>ore</u> , <u>aw</u> and <u>a</u>	/or/ as <u>ough</u> , <u>our</u> , <u>ough</u>
/ay/ as <u>ay</u> , <u>a-e</u> , <u>ai</u>	/or/ as <u>al</u> ; /t/ as <u>ed</u>
/ie/ as <u>y</u> , <u>ie</u> , <u>i-e</u> , <u>i</u> and <u>igh</u>	/d/ as <u>ed</u> ; /ng/ as <u>n</u>
	/sh/ as <u>ti</u> , <u>si</u> , <u>ci</u> , <u>ch</u> /zh/ as <u>si</u> , <u>as</u> and <u>s</u>

## Code-Breakers

Extended Texts ~ Book 4

©2017 William Rowan Hamilton Trust

[www.hamilton-trust.org.uk](http://www.hamilton-trust.org.uk)

Registered Charity no. 1150524.