

**St Joseph's Catholic Primary School**  
**Foundation Stage – Autumn term (2<sup>nd</sup> half)**



Wow! What a busy term we have had so far. We have had so many great learning experiences since we started school – too many to mention here so please have a look on The Foundation Class page on the school website which will show you how busy we been!

<http://www.stjosephsprimaryschool.com/website/foundation>

We are really pleased with the progress the Oak children have made in learning all their letter sounds. The challenge now is to use this knowlegde in their reading and writing. We have been working on our segmenting (sound talking to spell) and blending (using the sounds we hear to read word) skills.

Nearly all children can now blend sounds spoken by an adult into a word **c-a-t = cat,**  
**s-o-ck = sock,**

The next step will be to be able to do this independently.

The children have found it more challenging to segment words (a skill they will need for writing) **jam = many say j-am rather than j-a-m. or crash = most children said cr-a-sh rather than c-r-a-sh.** Working on these skills at home would be beneficial to them.


Have a look in your child's Home Learning pack for their letter cards and grapheme cards We encourage your child to always find one of these when they are writing at school. The children are all at different levels when using the grapheme card. Some children will need your support to find the letter that represents the sound they can hear when sound talking. Others will be able to find the letter and record it more independently.

Your child does not need to copy your adult writing unless practising actual handwriting. Giving children the opportunity to sound out their own words is a higher level skill and more important for independent writing. At this stage it does not matter if all the sounds are not there.

**The word 'garden' would look like – gn or grn or grdn**



Spelling beco

Certain words such as the common exception words do need to be spelt correctly and can be copied from your tricky word bookmark.

Oak Class -			
Subject	Sent home	Due in	Frequency
Oak Class home learning	Friday	Wednesday	Weekly
Reading 	There are two types of reading book that your child will bring home this term - <b>A reading practice book</b> - This will be at the correct phonic stage for your child. They should be able to read this fluently and independently. This book has been carefully matched to your child's current reading level based on most recent assessments. If your child is reading it with little help, please don't worry that it's too easy – your child needs to develop fluency and confidence in reading. Listen to them read the book. Remember to give them lots of praise – celebrate their success! If they can't read a word, read it to them. After they have finished, talk about the book together. Some of the books can be a		

	<p>bit dry at this stage as your child is learning to blend with limited sounds. Please bear with them as they will soon include more sounds, words and sentences.</p> <p><b>A sharing book</b> for pleasure - these are the books that you have already been receiving daily. Your child will not be able to read this on their own. This book is for you both to read and enjoy together. In order to encourage your child to become a lifelong reader, it is important that they learn to read for pleasure. The sharing book is a book they have chosen for you to enjoy together. Please remember that you shouldn't expect your child to read this alone. Read it to or with them. Discuss the pictures, enjoy the story, predict what might happen next, use different voices for the characters and explore the facts in a non-fiction book. The main thing is that you have fun!</p> <p>The yellow reading record book has more information in it. <b>Please ensure you write in this books to let us know your comments from home.</b></p> <p>Reading at home is a <b>very</b> important part of your child's education and we hope it will be an enjoyable experience for you all.</p>
--	---

#### Reminders:

<p>School lunch</p> <p><b>PLEASE</b></p>  <p><b>NO PEANUTS OR NUT PRODUCTS</b></p>	<p>Oak children are entitled to a free school lunch every day. Thank you for selecting your menu choices already. You can send a packed lunch if you prefer.</p> <p>For Acorn children a school lunch can be ordered daily at a cost of £2.35 Please complete a menu choice form available and pay on ParentPay.</p> <p>We promote healthy eating at school and so lunch boxes should not contain more than one chocolate snack and one packet of crisps.</p> <p>Children are welcome to bring fresh fruit or vegetables for a snack at break time.</p> <p><b>We are a nut free school.</b> We have children with potentially fatal nut allergies in school, therefore no food containing nuts may be sent into school.</p>
Drinks	Your child must have a named water bottle in school every day. Please only send in water, no juice or fizzy is allowed.
Uniform	<p><b>Now that the uniform has been through the wash a few times please ensure labels are still securely attached or that the pen can still be read easily.</b></p> <p>Grey trousers or shorts, grey skirt or pinafore dress, white or grey socks, grey tights, White polo shirt, Green logo school sweatshirt or cardigan. Warm weather option – green and white gingham dress (dress with shorts instead of skirt is acceptable)</p> <p>Hair past shoulder length must be tied back – please use plain hairbands in green, black or white, not brightly coloured bows.</p> <p>Nail varnish is not allowed.</p> <p>School shoes must be black and no heels, trainers or boots.</p>
PE kit	<p>Green t-shirt with school logo, black shorts, jogging bottoms and trainers.</p> <p>School jumpers to be worn over P.E kits please.</p> <p>Ear rings must be removed or covered with tape for PE lessons.</p> <p>Watches must be removed for PE.</p> <p>PE kit should be worn to school on a Friday.</p>
<p>Wellies</p> 	Thank you we now have wellies for all children. We will be using them more and more with winter on its way!
Bags	<p>Reception, Yr 1 and 2 children must have a book bag in school. This is so books can easily be checked and letters put in.</p> <p>Children can have a bag or rucksack in school but please avoid the large bulky ones as many rucksacks take up a lot of room!</p>
Mornings	Our Foundation Stage doors are open from 8:50am. Please pass on any quick messages then, for a longer meeting please make an appointment.

	Children and parents arriving after 9am will be asked to sign in at the office. We are very impressed with how independent the children have been this term with sorting their belongings. Thank you for your help with ensuring their snack and bottles are easily accessible and support them with putting on their own coats and shoes.
After school	Acorn (Nursery) children finish at 3:15pm and Oak (Reception) children finish at 3.30pm. If someone other than yourself is collecting your child please ensure the office has their details. We will not let them leave unless we are sure they are safe. Acorn parents- Please ensure you are on time at 3:15pm as staff have to move through to the Oak room and get things sorted for the After School Club.
Contact details	Please ensure you contact details and those of other people who may collect your child are always kept up to date. Please see the office asap if you change your phone number or address.

We have already begun this half term with our topic of Bonfire night. Next week we carry on with more history when we base our learning around Remembrance Day.

Finally we will move onto Advent and the Christmas Story. This year our performance will be call 'Little Nativity'. I'm sure you will hear the songs being sung by your child as we start to learn them over the next few weeks!

We are planning to do our usual Nativity play where we will do two performances. These will be on Wednesday 1<sup>st</sup> and Thursday 2<sup>nd</sup> of December at 10am. In the past we have set the classroom up as a nativity scene which has worked very well. The children feel far more comfortable in the classroom than on a big stage in the hall.

We have to follow any CAST or government guidance depending on the rates of COVID but please be reassured that the children will have a lovely fun lead up to Christmas with lots of great Christmas crafts and activities around the Nativity Story.

I've had a few people asking about how children earn Gospel value points and receive certificates. Here is a brief explanation – Our school gospel values are – Compassion, Courage, Forgiveness, Justice, Humility, Integrity, kindness and Peace. (See over for child speak.) The way the children understand it is when they have demonstrated a gospel value point that makes the adults says 'Wow!' For example today a child today noticed that another child had fallen over. They ran straight over, helped them up and checked they were ok – They showed the gospel vales of Kindness and compassion.

Once children get 10 gospel value points they get a bronze certificate, 20 for a Silver certificate, 30 for Gold, 40 for platinum, 50 for Diamond and 60 for Rainbow! Please note this is for Oak class up to year 6.

A final message that as the weather is cooling down and we continue to ventilate the classrooms. This can mean that our classrooms can get quite chilly at times. Please ensure your child has sufficient layers on to ensure they are warm.

We recognise the importance of passing information between parents and school so please remember our door is always open and you can come and talk to us if you have any questions and concerns.

Yours sincerely,

The Foundation Stage Team

**I am "Walking with Jesus  
to be the best I can be" when...**

I show

## **Peace**

I act responsibly around school,  
making it a welcoming and  
peaceful place for all.



**I am "Walking with Jesus  
to be the best I can be" when...**

I show

## **Courage**

I try to do what is right and stand up for  
what I believe in, even if sometimes  
that means disagreeing  
with others.



**I am "Walking with Jesus  
to be the best I can be" when...**

I show

## **Forgiveness**

I say sorry, forgive others and use  
the opportunity to make things  
right.



**I am "Walking with Jesus  
to be the best I can be" when...**

I show

## **Justice**

I act in a way that is fair for all;  
ensuring everyone has the same  
opportunities and supporting  
those who face injustice.



**I am "Walking with Jesus  
to be the best I can be" when...**

I show

## **Humility**

I show good manners through the polite  
way I speak and act.

I say thank you to those who  
have helped me.



**I am "Walking with Jesus  
to be the best I can be" when...**

I show

## **Kindness**

I am being gentle in my play – having  
kind hands and kind words for everyone  
– even those I find it hard to  
get on with sometimes.



**I am "Walking with Jesus  
to be the best I can be" when...**

I show

## **Integrity**

I think about the choices  
I have and try to make  
the right choice.



**I am "Walking with Jesus  
to be the best I can be" when...**

I show

## **Compassion**

I use the gifts and talents given to me by  
God, by helping others and taking care  
of younger pupils.

